antenova

DATASHEET

CASI245 - 100

Cable Assembly

1. Features

- High reliability connectors
- Low loss cable
- Low insertion loss RF connectors

2. General data

2.1. SMA Jack Straight Connector

Electrical	
Impedance	50Ω
Frequency Range	DC ~ 6GHz
Working Voltage	Max≦335Vrms
Dielectric Withstanding Voltage	1000 Vrms
Insulation Resistance	≧1000mΩ
Center Contact Resistance	≦10mΩ
Outer Contact Resistance	≦5mΩ
VSWR	≦1.20 @3 GHz
Durability	＞500 cycles
Temperature range	-55℃ to +155℃

2.2. IPEX MHF 1 Connectors

IPEX part number – 21351-112R-37	
Impedance	50Ω
Frequency Range	DC ~ 6GHz
Rate Voltage	AC 60V
Withstanding Voltage	AC 200V/minute
Insulation Resistance	≧ 500mΩ/DC100V
Contact Resistance	≦20mΩ
Temperature	-40℃ to +90℃
VSWR	≦1.50
Durability	30 cycles

2.3. Cable Specification

Electrical Characteristics	
Cable Item	30 AWG O.D 1.37 Black
Capacitance (pF/m)	96
Impedance (ohm)	50
Velocity (%)	70
Min. Bend Radius (mm)	4
Max. Oper. Voltage (Vrms)	1000
Max. Oper. Frequency (MHz)	6000
Operating Temperature	-55℃ to +200℃
VSWR	1.50
Attenuation (dB/100m)	1000 MHz – 160dB/100m 2000 MHz – 230dB/100m 3000 MHz – 290dB/100m 4000 MHz – 340dB/100m 5000 MHz – 400dB/100m 6000 MHz – 430dB/100m
Cable length	100mm

3. Cable Insertion Loss

CASI245-100

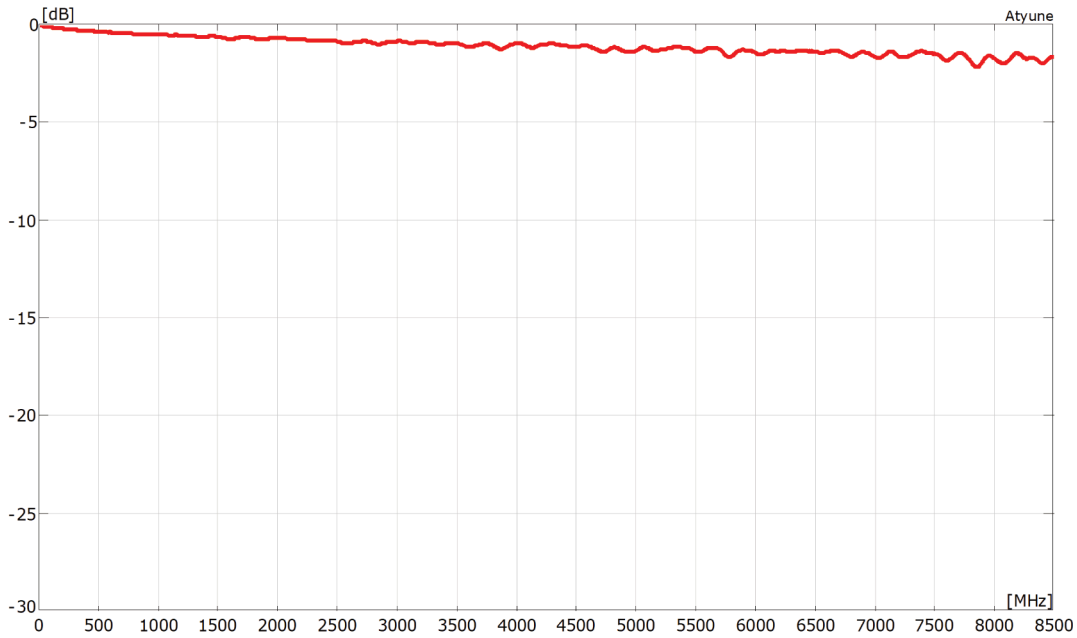

4. Part number

CASI245-100

5. Drawing

5.1. Cable assembly

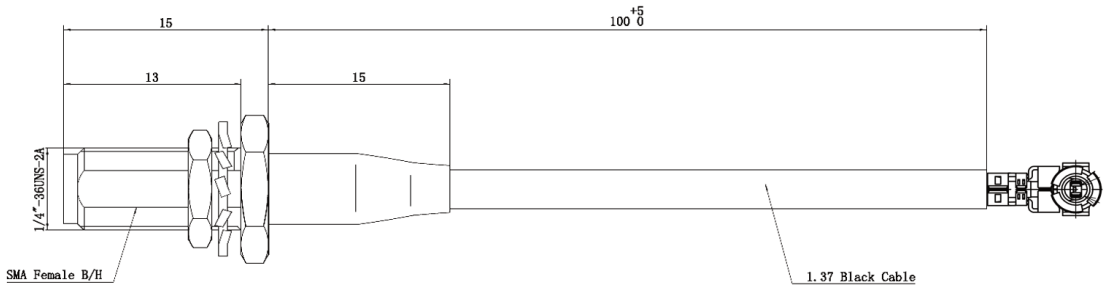

5.2. Connectors

connector 1: IPEX MHF1 21351-112R-37

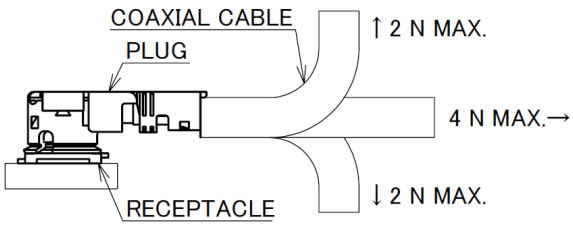

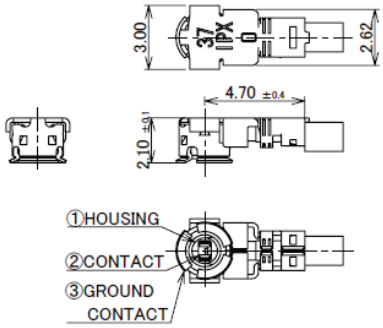

connector 2: SMA Jack Straight Connector

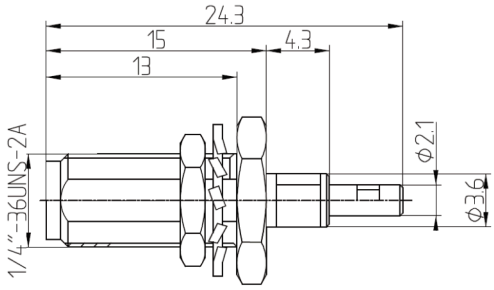

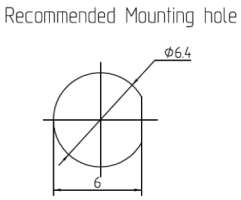

5.3. Cable Construction Specification

Cable Cross Section

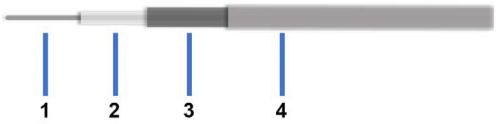

Item	Description	Material	Diameter (MM)
1	Inner Conductor	Silver plated copper clad steel	7 x 0.102
2	Dielectric	FEP	0.88
3	Outer Conductor	Silver Plated Copper Braid	1.10
4	Jacket	FEP	1.37

5.4. Bill of Material

Item	Description	Material	Finish	QTY
1	SMA Jack Bulkhead connector	Brass	Gold	1
2	IPEX MHF1	Brass	Gold	1
3	1.37 Coaxial Cable	FEP Jacket	Black	1
4	Heat Shrink Tube	PE	Black	1
5	Washer	Brass	Gold	1
6	Nut	Brass	Gold	1

Quality statements

Antenova's products conform to REACH and RoHS legislation. For our statements regarding these and other quality standards, please see **antenova.com**.

Antenova reserves all rights to the contents of this document. Antenova gives no warranties based solely on the accuracy or completeness of the contents of this document and reserves the right to make changes to the specifications of the products described herein at any time and without notice.

Certificate No. 11070
ISO 9001

Datasheet version

2.02 release 10th June 2026

antenova

Antenna design, integration and test resources

Product designers – the details contained in this datasheet will help you to complete your embedded antenna design. Please follow our technical advice carefully to obtain optimum antenna performance.

We aim to support our customers to create high performance wireless products. You will find a wealth of design resources, calculators and case studies to aid your design on our website.

Antenova's design laboratories are equipped with the latest antenna design tools and test chambers. We provide antenna design, test and technical integration services to help you complete your design and obtain the required certifications.

If you cannot find the antenna you require in our product range, please contact us to discuss creating a custom antenna to meet your exact requirements.

Share knowledge with RF Experts around the world

ask.antenova is a global forum for designers and engineers working with wireless technology

Visit Ask.Antenova

Visit antenova.com

Order antenna samples and evaluation boards, and read our antenna resources

Visit antenova.com

Request a volume quotation for antennas:

sales@antenova.com

+ 44 (0) 23 9400 1023

Global headquarters

Antenova Ltd, 7 The Briars, Waterberry Drive, Waterlooville, Hampshire, PO7 7YH

Copyright® Antenova Ltd. All Rights Reserved. Antenova®, gigaNOVA®, GNSSNOVA®, the Antenova product family names and the Antenova logos are trademarks and/or registered trademarks of Antenova Ltd. Any other names and/or trademarks belong to their respective companies. The materials provided herein are believed to be reliable and correct at the time of printing. Antenova does not warrant the accuracy or completeness of the information, text, graphics or other items contained within this information. Antenova further assumes no responsibility for the use of this information, and all such information shall be entirely at the user's risk.